

GENERAL

Cannabinoids: 29.66% 

Terpenoids: 1.53% 

Moisture: 12.3% 






Scan this QR code for the complete test results from SC Labs

Class:	CMU1G
Sample Type:	Flower
Business Name:	Brodeo, Inc.
License Number:	C12-0000356-LIC
Sample ID:	260326P058
Date Collected:	March 26th, 2026
Date Issued:	March 31st, 2026


CANNABINOIDS

■ THCA 38.9
■ CBGA 1.0



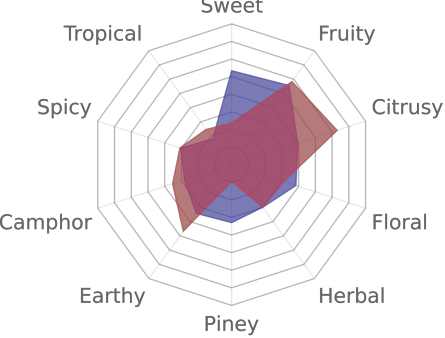


Ratio of top two cannabinoids

Cannabinoids	Weight %
THCA	27.7%
CBGA	0.7%
CBCA	0.4%
THCVA	0.3%
THC	0.3%
CBG	0.2%
CBDA	0.0%

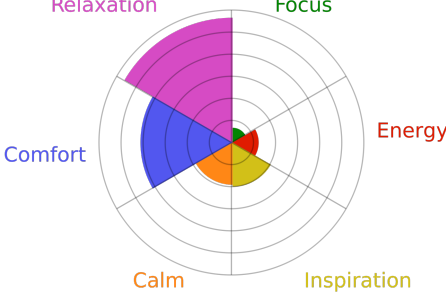


AROMA & FLAVOR












■ Aroma ■ Flavor


ENTOURAGE EFFECTS*



*May vary with individual, dose, and time after administration.

PHYTOPRINT®

terpinolene	
α-phellandrene	
β-ocimene	
carene	
limonene	 0.24%
γ-terpinene	
α-pinene	 0.03%
α-terpinene	
β-pinene	 0.06%
fenchol	 0.03%
camphene	 0.01%
α-terpineol	 0.05%
α-humulene	 0.09%
β-caryophyllene	 0.30%
linalool	 0.26%
caryophyllene oxide	 0.01%
myrcene	 0.29%

SAMPLE DETAILSOVERALL BATCH RESULT:  **PASS****SAMPLE NAME: Drift - Blue Nektar**

Flower, Inhalable

CULTIVATOR / MANUFACTURER**Business Name:** Brodeo, Inc.**License Number:** C12-0000356-LIC**Address:** 2720 Rodeo Gulch RD S
Soquel CA 95073-2026**DISTRIBUTOR / TESTED FOR****Business Name:** Brodeo, Inc.**License Number:** C12-0000356-LIC**Address:** 2720 Rodeo Gulch RD S
Soquel CA 95073-2026**SAMPLE DETAIL****Batch Number:****Sample ID:** 260326Q005**Source Metrc UID:**

1A406030002E4A1000108359


Date Collected: 03/26/2026**Date Received:** 03/27/2026**Batch Size:****Sample Size:****Unit Mass:****Serving Size:**Scan QR code to verify
authenticity of results.**SAFETY ANALYSIS - SUMMARY****Pesticides:**  **PASS**

For quality assurance purposes. Not a Regulatory Compliance Testing Certificate. These results relate only to the sample included on this report. This report shall not be reproduced, except in full, without written approval of the laboratory.

Sample Certification: California Code of Regulations Title 4 Division 19. Department of Cannabis Control Business and Professions Code. Reference: Sections 26100, 26104 and 26110, Business and Professions Code.

Decision Rule: Statements of conformity (e.g. Pass/Fail) to specifications are made in this report without taking measurement uncertainty into account. Where statements of conformity are made in this report, the following decision rules are applied: PASS - Results within limits/specifications, FAIL - Results exceed limits/specifications.

References: limit of detection (LOD), limit of quantification (LOQ), not detected (ND), not tested (NT), $\mu\text{g/g}$ = ppm, $\mu\text{g/kg}$ = ppb



LQC verified by: Mario Dunn
Job Title: Laboratory Analyst II
Date: 03/31/2026



Approved by: Josh Wurzer
Chief Compliance Officer
Date: 03/31/2026



PESTICIDE TEST RESULTS - 03/31/2026 ✔ PASS

Pesticide and plant growth regulator analysis utilizing high-performance liquid chromatography-mass spectrometry (HPLC-MS) or gas chromatography-mass spectrometry (GC-MS). *GC-MS utilized where indicated. †Analytes not part of our ISO/IEC 17025 scope of accreditation. **Method:** QSP 1212 - Analysis of Pesticides and Mycotoxins by LC-MS or QSP 1213 - Analysis of Pesticides by GC-MS

COMPOUND	LOD/LOQ (µg/g)	ACTION LIMIT (µg/g)	MEASUREMENT UNCERTAINTY (µg/g)	RESULT (µg/g)	RESULT
3,4-Dichloroaniline*†	0.008 / 0.027	0.25	N/A	ND	PASS
Abamectin	0.032 / 0.097	0.1	N/A	ND	PASS
Acephate	0.013 / 0.042	0.1	N/A	ND	PASS
Acequinocyl	0.009 / 0.027	0.1	N/A	ND	PASS
Acetamiprid	0.016 / 0.049	0.1	N/A	ND	PASS
Acetochlor*†	0.010 / 0.031	0.5	N/A	ND	PASS
Alachlor*†	0.029 / 0.093	0.25	N/A	ND	PASS
Aldicarb	0.008 / 0.026	0.03	N/A	ND	PASS
Allethrin	0.179 / 0.571		N/A	ND	
Ametryn†	0.008 / 0.026	0.5	N/A	ND	PASS
Aminocarb†	0.01 / 0.033	0.25	N/A	ND	PASS
Anthraquinone*†	0.007 / 0.022	0.25	N/A	ND	PASS
Atrazine	0.011 / 0.034		N/A	ND	
Azadirachtin	0.106 / 0.338	3	N/A	ND	PASS
Azoxystrobin	0.012 / 0.039	0.1	N/A	ND	PASS
Benzovindiflupyr	0.033 / 0.105		N/A	ND	
Bifenazate	0.017 / 0.055	0.1	N/A	ND	PASS
Bifenthrin	0.03 / 0.097	3	N/A	ND	PASS
Biphenyl*†	0.009 / 0.027	0.25	N/A	ND	PASS
Boscalid	0.017 / 0.056	0.1	N/A	ND	PASS
Buprofezin	0.013 / 0.042	0.5	N/A	ND	PASS
Captan*	0.045 / 0.135	0.7	N/A	ND	PASS
Carbaryl	0.011 / 0.036	0.5	N/A	ND	PASS
Carbendazim†	0.009 / 0.029	0.5	N/A	ND	PASS
Carbofuran	0.009 / 0.029	0.03	N/A	ND	PASS
Chlorantraniliprole	0.04 / 0.126	10	N/A	ND	PASS
Chlordane*	0.013 / 0.042	0.03	N/A	ND	PASS
Chlorfenapyr*	0.005 / 0.015	0.03	N/A	ND	PASS
Chlormequat chloride	0.022 / 0.066		N/A	ND	
Chlorpyrifos	0.007 / 0.023	0.03	N/A	ND	PASS
Chlorthal-dimethyl*†	0.010 / 0.033	0.5	N/A	ND	PASS
Clofentezine	0.016 / 0.052	0.1	N/A	ND	PASS
Clothianidin	0.017 / 0.055	0.25	N/A	ND	PASS
Coumaphos	0.009 / 0.028	0.03	N/A	ND	PASS
Cyantraniliprole	0.017 / 0.054	0.5	N/A	ND	PASS
Cycloate†	0.016 / 0.05	0.5	N/A	ND	PASS

PESTICIDE TEST RESULTS - 03/31/2026 *continued*

COMPOUND	LOD/LOQ (µg/g)	ACTION LIMIT (µg/g)	MEASUREMENT UNCERTAINTY (µg/g)	RESULT (µg/g)	RESULT
Cyfluthrin	0.076 / 0.241	2	N/A	ND	PASS
Cypermethrin	0.051 / 0.153	1	N/A	ND	PASS
Cyprodinil	0.026 / 0.08	0.5	N/A	ND	PASS
Cyromazine†	0.007 / 0.024	0.5	N/A	ND	PASS
Daminozide	0.008 / 0.024	0.03	N/A	ND	PASS
Deltamethrin	0.059 / 0.18		N/A	ND	
Diazinon	0.018 / 0.056	0.1	N/A	ND	PASS
Dichlorvos (DDVP)	0.006 / 0.019	0.03	N/A	ND	PASS
Diclobutrazol†	0.017 / 0.054	0.5	N/A	ND	PASS
Diflubenzuron†	0.015 / 0.047	0.5	N/A	ND	PASS
Dimethoate	0.007 / 0.022	0.03	N/A	ND	PASS
Dimethomorph	0.014 / 0.044	2	N/A	ND	PASS
Dinotefuran	0.012 / 0.037	0.5	N/A	ND	PASS
Diphenylamine†	0.044 / 0.14	0.5	N/A	ND	PASS
Diuron	0.013 / 0.04	0.5	N/A	ND	PASS
Dodemorph	0.019 / 0.061		N/A	ND	
Endosulfan*†	0.061 / 0.194		N/A	ND	
Endosulfan sulfate*	0.027 / 0.087		N/A	ND	
Ethirimol†	0.011 / 0.034	0.5	N/A	ND	PASS
Ethoprophos	0.009 / 0.029	0.03	N/A	ND	PASS
Etofenprox	0.012 / 0.038	0.03	N/A	ND	PASS
Etoxazole	0.017 / 0.055	0.1	N/A	ND	PASS
Etridiazole*	0.015 / 0.048		N/A	ND	
Fenhexamid	0.011 / 0.034	0.1	N/A	ND	PASS
Fenoxycarb	0.003 / 0.01	0.03	N/A	ND	PASS
Fenpyroximate	0.021 / 0.066	0.1	N/A	ND	PASS
Fensulfothion	0.01 / 0.033	0.1	N/A	ND	PASS
Fenthion	0.017 / 0.054	0.1	N/A	ND	PASS
Fenvalerate*	0.018 / 0.057	0.25	N/A	ND	PASS
Fipronil	0.003 / 0.01	0.03	N/A	ND	PASS
Flonicamid	0.014 / 0.045	0.1	N/A	ND	PASS
Fludioxonil	0.003 / 0.01	0.1	N/A	ND	PASS
Fluopyram	0.017 / 0.053	0.5	N/A	ND	PASS
Flutriafol†	0.008 / 0.026	0.5	N/A	ND	PASS
Formetanate†	0.013 / 0.042	0.1	N/A	ND	PASS
Hexaconazole†	0.025 / 0.079	0.5	N/A	ND	PASS
Hexythiazox	0.007 / 0.024	0.1	N/A	ND	PASS
Hydramethylnon†	0.086 / 0.274	0.5	N/A	ND	PASS
Imazalil	0.009 / 0.029	0.03	N/A	ND	PASS
Imidacloprid	0.018 / 0.057	0.1	N/A	ND	PASS
Indoxacarb†	0.015 / 0.048	0.5	N/A	ND	PASS

Continued on next page



PESTICIDE TEST RESULTS - 03/31/2026 continued

COMPOUND	LOD/LOQ (µg/g)	ACTION LIMIT (µg/g)	MEASUREMENT UNCERTAINTY (µg/g)	RESULT (µg/g)	RESULT
Iprodione	0.077 / 0.233		N/A	ND	
Isoprocarb†	0.012 / 0.037		N/A	ND	
Kinoprene	0.734 / 2.337		N/A	ND	
Kresoxim-methyl	0.028 / 0.088	0.1	N/A	ND	PASS
λ-Cyhalothrin	0.147 / 0.468		N/A	ND	
Malathion	0.015 / 0.049	0.5	N/A	ND	PASS
Mandipropamid†	0.015 / 0.048	0.5	N/A	ND	PASS
Metaflumizone†	0.144 / 0.458	0.5	N/A	ND	PASS
Metalaxyl	0.014 / 0.044	2	N/A	ND	PASS
Methamidophos (Monitor)†	0.012 / 0.038		N/A	ND	
Methiocarb	0.007 / 0.023	0.03	N/A	ND	PASS
Methomyl	0.021 / 0.067	1	N/A	ND	PASS
Methoprene	0.073 / 0.233	0.5	N/A	ND	PASS
Methoxyfenozide†	0.02 / 0.063	0.5	N/A	ND	PASS
Metolachlor*†	0.008 / 0.025	0.25	N/A	ND	PASS
Mevinphos	0.009 / 0.03	0.03	N/A	ND	PASS
MGK-264	0.015 / 0.047	0.5	N/A	ND	PASS
Myclobutanil	0.016 / 0.05	0.1	N/A	ND	PASS
Naled	0.029 / 0.091	0.1	N/A	ND	PASS
Novaluron	0.009 / 0.028	0.5	N/A	ND	PASS
Nuarimol†	0.121 / 0.386	0.5	N/A	ND	PASS
o,p'-DDD*†	0.013 / 0.042	0.1	N/A	ND	PASS
o,p'-DDE*†	0.012 / 0.037	0.1	N/A	ND	PASS
o,p'-DDT*†	0.009 / 0.028	0.1	N/A	ND	PASS
o-Phenylphenol*†	0.010 / 0.032	0.25	N/A	ND	PASS
Oxamyl	0.017 / 0.051	0.5	N/A	ND	PASS
p,p'-DDD*†	0.012 / 0.038	0.1	N/A	ND	PASS
p,p'-DDE*†	0.008 / 0.027	0.1	N/A	ND	PASS
p,p'-DDT*†	0.010 / 0.031	0.1	N/A	ND	PASS
Paclobutrazol	0.007 / 0.024	0.03	N/A	ND	PASS
Parathion-methyl*	0.011 / 0.036	0.03	N/A	ND	PASS
Pendimethalin†	0.012 / 0.039	0.5	N/A	ND	PASS
Pentachloro-aniline*†	0.011 / 0.035	0.1	N/A	ND	PASS
Pentachloro-anisole*†	0.007 / 0.023	0.5	N/A	ND	PASS
Pentachloro-benzene*†	0.006 / 0.018	0.1	N/A	ND	PASS
Pentachloro-benzonitrile*†	0.012 / 0.039	0.5	N/A	ND	PASS
Pentachloronitro-benzene (Quintozene)*	0.012 / 0.039	0.05	N/A	ND	PASS
Permethrin	0.091 / 0.291	0.5	N/A	ND	PASS
Phenothrin	0.049 / 0.154	0.25	N/A	ND	PASS

PESTICIDE TEST RESULTS - 03/31/2026 continued

COMPOUND	LOD/LOQ (µg/g)	ACTION LIMIT (µg/g)	MEASUREMENT UNCERTAINTY (µg/g)	RESULT (µg/g)	RESULT
Phosmet	0.007 / 0.024	0.1	N/A	ND	PASS
Piperonyl Butoxide	0.013 / 0.041	3	N/A	ND	PASS
Pirimicarb	0.042 / 0.134		N/A	ND	
Prallethrin	0.026 / 0.082	0.1	N/A	ND	PASS
Prometryn†	0.013 / 0.04	0.5	N/A	ND	PASS
Propamocarb†	0.024 / 0.076	0.5	N/A	ND	PASS
Propargite†	0.019 / 0.061	0.5	N/A	ND	PASS
Propiconazole	0.027 / 0.08	0.1	N/A	ND	PASS
Propoxur	0.012 / 0.038	0.03	N/A	ND	PASS
Propyzamide†	0.019 / 0.061	0.5	N/A	ND	PASS
Pymetrozine†	0.014 / 0.043	0.5	N/A	ND	PASS
Pyraclostrobin	0.011 / 0.033	0.5	N/A	ND	PASS
Pyrethrins	0.016 / 0.05	0.5	N/A	ND	PASS
Pyridaben	0.03 / 0.096	0.1	N/A	ND	PASS
Pyrimethanil†	0.012 / 0.038	0.5	N/A	ND	PASS
Pyriproxyfen	0.013 / 0.041	0.5	N/A	ND	PASS
Quinoxifen†	0.018 / 0.059	0.5	N/A	ND	PASS
Resmethrin	0.013 / 0.039		N/A	ND	
Spinetoram	0.034 / 0.109	0.1	N/A	ND	PASS
Spinosad	0.016 / 0.052	0.1	N/A	ND	PASS
Spirodiclofen	0.101 / 0.322	0.5	N/A	ND	PASS
Spiromesifen	0.016 / 0.05	0.1	N/A	ND	PASS
Spirotetramat	0.014 / 0.045	0.1	N/A	ND	PASS
Spiroxamine	0.007 / 0.024	0.03	N/A	ND	PASS
Sulfoxaflor†	0.038 / 0.123	0.25	N/A	ND	PASS
tau-Fluvalinate†	0.016 / 0.050	0.5	N/A	ND	PASS
Tebuconazole	0.009 / 0.03	0.1	N/A	ND	PASS
Tebufenozide	0.032 / 0.102		N/A	ND	
Teflubenzuron	0.009 / 0.028		N/A	ND	
Terbutryn†	0.012 / 0.038	0.25	N/A	ND	PASS
Tetrachlorvinphos	0.016 / 0.05		N/A	ND	
Tetramethrin	0.21 / 0.064		N/A	ND	
Thiabendazole	0.011 / 0.035	0.25	N/A	ND	PASS
Thiacloprid	0.007 / 0.024	0.03	N/A	ND	PASS
Thiamethoxam	0.011 / 0.035	5	N/A	ND	PASS
Thiobencarb†	0.012 / 0.037	0.5	N/A	ND	PASS
Thiophanate-methyl	0.015 / 0.046		N/A	ND	
Tricyclazole†	0.011 / 0.035	0.5	N/A	ND	PASS
Trifloxystrobin	0.011 / 0.035	0.1	N/A	ND	PASS
Triflumizole†	0.018 / 0.057	0.5	N/A	ND	PASS

SAMPLE DETAILS

 OVERALL BATCH RESULT: ✔ PASS
SAMPLE NAME: Drift - Blue Nektar

Flower, Inhalable

CULTIVATOR / MANUFACTURER
Business Name: Brodeo, Inc.
License Number: C12-0000356-LIC
Address: 2720 Rodeo Gulch RD S
 Soquel CA 95073-2026

DISTRIBUTOR
Business Name: Brodeo, Inc.
License Number: C12-0000356-LIC
Address: 2720 Rodeo Gulch RD S
 Soquel CA 95073-2026

SAMPLE DETAIL
Batch Number: Drift - Blue Nektar

Sample ID: 260326P058

Source Metrc UID:
 1A406030002E4A1000108359

Date Collected: 03/26/2026

Date Received: 03/27/2026

Batch Size: 7718.0 grams

Sample Size: 29.0 grams

Unit Mass:
Serving Size:


Scan QR code to verify authenticity of results.

Sampling Method: QSP 1265 - Sampling of Cannabis and Product Batches

CANNABINOID ANALYSIS - SUMMARY

CALCULATED USING DRY-WEIGHT

Sum of Cannabinoids: 29.6553%
Total Cannabinoids: 26.0640%
Total THC: 24.5849%
Total CBD: 0.0361%

Sum of Cannabinoids = Δ^9 -THC + THCa + CBD + CBDa + CBG + CBGa + THCV + THCVa + CBC + CBCa + CBDV + CBDVa + Δ^8 -THC + CBL + CBN
 Total Cannabinoids = (Δ^9 -THC + 0.877*THCa + Δ^8 -THC) + (CBD + 0.877*CBDa) + (CBG + 0.877*CBGa) + (THCV + 0.877*THCVa) + (CBC + 0.877*CBCa) + (CBDV + 0.877*CBDVa) + CBL + CBN
 Total THC/CBD is calculated using the following formulas to take into account the loss of a carboxyl group during the decarboxylation step:
 Total THC = Δ^9 -THC + (THCa (0.877)) + Δ^8 -THC
 Total CBD = CBD + (CBDa (0.877))

Moisture: 12.3%
TERPENOID ANALYSIS - SUMMARY

39 TESTED, TOP 3 HIGHLIGHTED

Total Terpenoids: 1.5349%
● β -Caryophyllene 2.968 mg/g ● Myrcene 2.917 mg/g ● Linalool 2.568 mg/g

SAFETY ANALYSIS - SUMMARY
Pesticides: ✔ PASS
Mycotoxins: ✔ PASS
Heavy Metals: ✔ PASS
Microbiology: ✔ PASS
Foreign Material: ✔ PASS
Water Activity: ✔ PASS

These results relate only to the sample included on this report.
 This report shall not be reproduced, except in full, without written approval of the laboratory.

Sample Certification: California Code of Regulations Title 4 Division 19. Department of Cannabis Control Business and Professions Code. Reference: Sections 26100, 26104 and 26110, Business and Professions Code.

Decision Rule: Statements of conformity (e.g. Pass/Fail) to specifications are made in this report without taking measurement uncertainty into account. Where statements of conformity are made in this report, the following decision rules are applied: PASS - Results within limits/specifications, FAIL - Results exceed limits/specifications.

References: limit of detection (LOD), limit of quantification (LOQ), not detected (ND), not tested (NT), $\mu\text{g/g}$ = ppm, $\mu\text{g/kg}$ = ppb

Alexandria Bradford
 All LLC samples were performed and met the prescribed acceptance criteria in 4 CCR section 15730, as attested by:
 Alexandria Bradford
 Job Title: Senior Laboratory Analyst
 Date: 03/30/2026

Josh Wurzer
 Approved by: Josh Wurzer
 Chief Compliance Officer
 Date: 03/30/2026



CANNABINOID TEST RESULTS - 03/30/2026

Tested by high-performance liquid chromatography with diode-array detection (HPLC-DAD). Calculated using Dry-Weight. **Method:** QSP 43123 - Analysis of Cannabinoids by HPLC-DAD

TOTAL CANNABINOIDS: 26.0640%

Total Cannabinoids (Total THC) + (Total CBD) + (Total CBG) + (Total THCV) + (Total CBC) + (Total CBDV) + CBL + CBN

TOTAL THC: 24.5849%

Total THC (Δ^9 -THC+0.877*THCa+ Δ^8 -THC)

TOTAL CBD: 0.0361%

Total CBD (CBD+0.877*CBDA)

TOTAL CBG: 0.8177%

Total CBG (CBG+0.877*CBGa)

TOTAL THCV: 0.2819%

Total THCV (THCV+0.877*THCVa)

TOTAL CBC: 0.3434%

Total CBC (CBC+0.877*CBCa)

TOTAL CBDV: ND

Total CBDV (CBDV+0.877* CBDVa)

COMPOUND	LOD/LOQ (mg/g)	MEASUREMENT UNCERTAINTY (mg/g)	RESULT (mg/g)	RESULT (%)
THCa	0.062 / 0.250	±5.1304	277.317	27.7317
CBGa	0.040 / 0.250	±0.1999	7.115	0.7115
CBCa	0.199 / 0.500	±0.1555	3.916	0.3916
THCVa	0.040 / 0.250	±0.0289	3.214	0.3214
Δ^9 -THC	0.047 / 0.250	±0.0497	2.642	0.2642
CBG	0.037 / 0.250	±0.0252	1.937	0.1937
CBDA	0.031 / 0.250	±0.0075	0.412	0.0412
Δ^8 -THC	0.075 / 0.250	N/A	ND	ND
THCV	0.052 / 0.250	N/A	ND	ND
CBD	0.062 / 0.250	N/A	ND	ND
CBDV	0.044 / 0.250	N/A	ND	ND
CBDVa	0.017 / 0.250	N/A	ND	ND
CBL	0.126 / 0.382	N/A	ND	ND
CBN	0.033 / 0.250	N/A	ND	ND
CBC	0.072 / 0.250	N/A	ND	ND
SUM OF CANNABINOIDS			296.553 mg/g	29.6553%

MOISTURE TEST RESULT

12.3%

Tested 03/29/2026
Method: QSP 1224 - Loss on Drying (Moisture)

TERPENOID TEST RESULTS - 03/29/2026

Terpene analysis utilizing gas chromatography-flame ionization detection (GC-FID). **Method:** QSP 1192 - Analysis of Terpenoids by GC-FID

COMPOUND	LOD/LOQ (mg/g)	MEASUREMENT UNCERTAINTY (mg/g)	RESULT (mg/g)	RESULT (%)
β -Caryophyllene	0.004 / 0.013	±0.1597	2.968	0.2968
Myrcene	0.007 / 0.025	±0.1033	2.917	0.2917
Linalool	0.009 / 0.036	±0.1009	2.568	0.2568
Limonene	0.005 / 0.016	±0.0773	2.372	0.2372
α -Humulene	0.009 / 0.180	±0.0498	0.925	0.0925
α -Bisabolol	0.008 / 0.026	±0.0331	0.770	0.0770

TERPENOID TEST RESULTS - 03/29/2026 continued

COMPOUND	LOD/LOQ (mg/g)	MEASUREMENT UNCERTAINTY (mg/g)	RESULT (mg/g)	RESULT (%)
β -Pinene	0.004 / 0.015	±0.0203	0.630	0.0630
Terpineol	0.008 / 0.025	±0.0328	0.536	0.0536
Nerolidol	0.006 / 0.021	±0.0406	0.513	0.0513
α -Pinene	0.005 / 0.036	±0.0112	0.314	0.0314
Fenchol	0.009 / 0.036	±0.0113	0.308	0.0308
trans- β -Farnesene	0.008 / 0.028	±0.0124	0.218	0.0218
Camphene	0.004 / 0.014	±0.0030	0.092	0.0092
Borneol	0.004 / 0.014	±0.0039	0.083	0.0083
Caryophyllene Oxide	0.011 / 0.038	±0.0045	0.076	0.0076
Fenchone	0.008 / 0.036	±0.0022	0.059	0.0059
Citronellol	0.003 / 0.036	N/A	<LOQ	<LOQ
Nerol	0.003 / 0.036	N/A	<LOQ	<LOQ
Terpinolene	0.008 / 0.036	N/A	<LOQ	<LOQ
α -Cedrene	0.005 / 0.017	N/A	ND	ND
α -Phellandrene	0.006 / 0.036	N/A	ND	ND
α -Terpinene	0.006 / 0.019	N/A	ND	ND
β -Ocimene	0.005 / 0.025	N/A	ND	ND
Camphor	0.005 / 0.036	N/A	ND	ND
Cedrol	0.009 / 0.032	N/A	ND	ND
Δ^3 -Carene	0.005 / 0.018	N/A	ND	ND
Eucalyptol	0.005 / 0.018	N/A	ND	ND
γ -Terpinene	0.005 / 0.018	N/A	ND	ND
Geraniol	0.002 / 0.036	N/A	ND	ND
Geranyl Acetate	0.004 / 0.036	N/A	ND	ND
Guaial	0.011 / 0.035	N/A	ND	ND
Isoborneol	0.003 / 0.011	N/A	ND	ND
Isopulegol	0.004 / 0.036	N/A	ND	ND
Menthol	0.008 / 0.025	N/A	ND	ND
p-Cymene	0.005 / 0.015	N/A	ND	ND
Pulegone	0.003 / 0.010	N/A	ND	ND
Sabinene	0.004 / 0.014	N/A	ND	ND
Sabinene Hydrate	0.007 / 0.036	N/A	ND	ND
Valencene	0.010 / 0.180	N/A	ND	ND
TOTAL TERPENOIDS			15.349 mg/g	1.5349%



CATEGORY 1 PESTICIDE TEST RESULTS - 03/30/2026 ✔ PASS

Pesticide and plant growth regulator analysis utilizing high-performance liquid chromatography-mass spectrometry (HPLC-MS) or gas chromatography-mass spectrometry (GC-MS). *GC-MS utilized where indicated. **Method:** QSP 1212 - Analysis of Pesticides and Mycotoxins by LC-MS or QSP 1213 - Analysis of Pesticides by GC-MS

COMPOUND	LOD/LOQ (µg/g)	ACTION LIMIT (µg/g)	MEASUREMENT UNCERTAINTY (µg/g)	RESULT (µg/g)	RESULT
Aldicarb	0.03 / 0.08	≥ LOD	N/A	ND	PASS
Carbofuran	0.02 / 0.05	≥ LOD	N/A	ND	PASS
Chlordane*	0.03 / 0.08	≥ LOD	N/A	ND	PASS
Chlorfenapyr*	0.03 / 0.10	≥ LOD	N/A	ND	PASS
Chlorpyrifos	0.02 / 0.06	≥ LOD	N/A	ND	PASS
Coumaphos	0.02 / 0.07	≥ LOD	N/A	ND	PASS
Daminozide	0.02 / 0.07	≥ LOD	N/A	ND	PASS
Dichlorvos (DDVP)	0.03 / 0.09	≥ LOD	N/A	ND	PASS
Dimethoate	0.03 / 0.08	≥ LOD	N/A	ND	PASS
Ethoprophos	0.03 / 0.10	≥ LOD	N/A	ND	PASS
Etofenprox	0.02 / 0.06	≥ LOD	N/A	ND	PASS
Fenoxycarb	0.03 / 0.08	≥ LOD	N/A	ND	PASS
Fipronil	0.03 / 0.08	≥ LOD	N/A	ND	PASS
Imazalil	0.02 / 0.06	≥ LOD	N/A	ND	PASS
Methiocarb	0.02 / 0.07	≥ LOD	N/A	ND	PASS
Mevinphos	0.03 / 0.09	≥ LOD	N/A	ND	PASS
Paclobutrazol	0.02 / 0.05	≥ LOD	N/A	ND	PASS
Parathion-methyl	0.03 / 0.10	≥ LOD	N/A	ND	PASS
Propoxur	0.03 / 0.09	≥ LOD	N/A	ND	PASS
Spiroxamine	0.03 / 0.08	≥ LOD	N/A	ND	PASS
Thiacloprid	0.03 / 0.10	≥ LOD	N/A	ND	PASS

CATEGORY 2 PESTICIDE TEST RESULTS - 03/30/2026 *continued*

COMPOUND	LOD/LOQ (µg/g)	ACTION LIMIT (µg/g)	MEASUREMENT UNCERTAINTY (µg/g)	RESULT (µg/g)	RESULT
Cyfluthrin	0.12 / 0.38	2	N/A	ND	PASS
Cypermethrin	0.11 / 0.32	1	N/A	ND	PASS
Diazinon	0.02 / 0.05	0.1	N/A	ND	PASS
Dimethomorph	0.03 / 0.09	2	N/A	ND	PASS
Etoazole	0.02 / 0.06	0.1	N/A	ND	PASS
Fenhexamid	0.03 / 0.09	0.1	N/A	ND	PASS
Fenpyroximate	0.02 / 0.06	0.1	N/A	ND	PASS
Flonicamid	0.03 / 0.10	0.1	N/A	ND	PASS
Fludioxonil	0.03 / 0.10	0.1	N/A	ND	PASS
Hexythiazox	0.02 / 0.07	0.1	N/A	ND	PASS
Imidacloprid	0.04 / 0.11	5	N/A	ND	PASS
Kresoxim-methyl	0.02 / 0.07	0.1	N/A	ND	PASS
Malathion	0.03 / 0.09	0.5	N/A	ND	PASS
Metalaxyl	0.02 / 0.07	2	N/A	ND	PASS
Methomyl	0.03 / 0.10	1	N/A	ND	PASS
Myclobutanil	0.03 / 0.09	0.1	N/A	ND	PASS
Naled	0.02 / 0.07	0.1	N/A	ND	PASS
Oxamyl	0.04 / 0.11	0.5	N/A	ND	PASS
Pentachloronitrobenzene (Quintozene)*	0.03 / 0.09	0.1	N/A	ND	PASS
Permethrin	0.04 / 0.12	0.5	N/A	ND	PASS
Phosmet	0.03 / 0.10	0.1	N/A	ND	PASS
Piperonyl Butoxide	0.02 / 0.07	3	N/A	ND	PASS
Prallethrin	0.03 / 0.08	0.1	N/A	ND	PASS
Propiconazole	0.02 / 0.07	0.1	N/A	ND	PASS
Pyrethrins	0.04 / 0.12	0.5	N/A	ND	PASS
Pyridaben	0.02 / 0.07	0.1	N/A	ND	PASS
Spinetoram	0.02 / 0.07	0.1	N/A	ND	PASS
Spinosad	0.02 / 0.07	0.1	N/A	ND	PASS
Spiromesifen	0.02 / 0.05	0.1	N/A	ND	PASS
Spirotetramat	0.02 / 0.06	0.1	N/A	ND	PASS
Tebuconazole	0.02 / 0.07	0.1	N/A	ND	PASS
Thiamethoxam	0.03 / 0.10	5	N/A	ND	PASS
Trifloxystrobin	0.03 / 0.08	0.1	N/A	ND	PASS

CATEGORY 2 PESTICIDE TEST RESULTS - 03/30/2026 ✔ PASS

COMPOUND	LOD/LOQ (µg/g)	ACTION LIMIT (µg/g)	MEASUREMENT UNCERTAINTY (µg/g)	RESULT (µg/g)	RESULT
Abamectin	0.03 / 0.10	0.1	N/A	ND	PASS
Acephate	0.02 / 0.07	0.1	N/A	ND	PASS
Acequinocyl	0.02 / 0.07	0.1	N/A	ND	PASS
Acetamiprid	0.02 / 0.05	0.1	N/A	ND	PASS
Azoxystrobin	0.02 / 0.07	0.1	N/A	ND	PASS
Bifenazate	0.01 / 0.04	0.1	N/A	ND	PASS
Bifenthrin	0.02 / 0.05	3	N/A	ND	PASS
Boscalid	0.03 / 0.09	0.1	N/A	ND	PASS
Captan	0.19 / 0.57	0.7	N/A	ND	PASS
Carbaryl	0.02 / 0.06	0.5	N/A	ND	PASS
Chlorantraniliprole	0.04 / 0.12	10	N/A	ND	PASS
Clofentezine	0.03 / 0.09	0.1	N/A	ND	PASS



MYCOTOXIN TEST RESULTS - 03/30/2026 ✔ PASS

Mycotoxin analysis utilizing high-performance liquid chromatography-mass spectrometry (HPLC-MS). **Method:** QSP 1212 - Analysis of Pesticides and Mycotoxins by LC-MS

COMPOUND	LOD/LOQ (µg/kg)	ACTION LIMIT (µg/kg)	MEASUREMENT UNCERTAINTY (µg/kg)	RESULT (µg/kg)	RESULT
Aflatoxin B1	2.0 / 6.0		N/A	ND	
Aflatoxin B2	1.8 / 5.6		N/A	ND	
Aflatoxin G1	1.0 / 3.1		N/A	ND	
Aflatoxin G2	1.2 / 3.5		N/A	ND	
Ochratoxin A	6.3 / 19.2	20	N/A	ND	PASS
Total Aflatoxin		20		ND	PASS

HEAVY METALS TEST RESULTS - 03/28/2026 ✔ PASS

Heavy metal analysis utilizing inductively coupled plasma-mass spectrometry (ICP-MS). **Method:** QSP 1160 - Analysis of Heavy Metals by ICP-MS

COMPOUND	LOD/LOQ (µg/g)	ACTION LIMIT (µg/g)	MEASUREMENT UNCERTAINTY (µg/g)	RESULT (µg/g)	RESULT
Arsenic	0.02 / 0.1	0.2	N/A	<LOQ	PASS
Cadmium	0.02 / 0.05	0.2	N/A	ND	PASS
Lead	0.04 / 0.1	0.5	N/A	ND	PASS
Mercury	0.002 / 0.01	0.1	N/A	ND	PASS

MICROBIOLOGY TEST RESULTS - 03/29/2026 ✔ PASS

Analysis conducted by polymerase chain reaction (PCR) and fluorescence detection of microbiological contaminants. **Method:** QSP 61517 - Analysis of Microbiological Contaminants

COMPOUND	ACTION LIMIT	RESULT	RESULT
<i>Aspergillus flavus</i>	Not Detected in 1g	ND	PASS
<i>Aspergillus fumigatus</i>	Not Detected in 1g	ND	PASS
<i>Aspergillus niger</i>	Not Detected in 1g	ND	PASS
<i>Aspergillus terreus</i>	Not Detected in 1g	ND	PASS
<i>Salmonella</i> spp.	Not Detected in 1g	ND	PASS
Shiga toxin-producing <i>Escherichia coli</i>	Not Detected in 1g	ND	PASS

FOREIGN MATERIAL TEST RESULTS - 03/27/2026 ✔ PASS

Visual analysis includes, but is not limited to, sand, soil, cinders, dirt, mold, hair, insect fragments, and mammalian excreta. **Method:** QSP 1226 - Analysis of Foreign Material in Cannabis and Cannabis Products

COMPOUND	ACTION LIMIT	RESULT	RESULT
Hair Count	> 1 per 3 grams	0.0	PASS
Insect Fragment Count	> 1 per 3 grams	0.0	PASS
Mammalian Excreta Count	> 1 per 3 grams	0.0	PASS
Total Sample Area Covered by an Imbedded Foreign Material	>25%	None	PASS
Total Sample Area Covered by Mold	>25%	None	PASS
Total Sample Area Covered by Sand, Soil, Cinders, or Dirt	>25%	None	PASS

WATER ACTIVITY TEST RESULTS - 03/29/2026 ✔ PASS

Method: QSP 1227 - Analysis of Water Activity in Cannabis and Cannabis Products

COMPOUND	LOD/LOQ (Aw)	ACTION LIMIT (Aw)	MEASUREMENT UNCERTAINTY (Aw)	RESULT (Aw)	RESULT
Water Activity	0.030 / 0.15	0.65	±0.004	0.53	PASS