

**SAMPLE DETAILS**

 OVERALL BATCH RESULT: ✔ PASS
**SAMPLE NAME: The Original Jack Herer**

Flower, Inhalable

**CULTIVATOR / MANUFACTURER**
**Business Name:** Brodeo, Inc.  
**License Number:** C12-0000356-LIC  
**Address:** 2720 Rodeo Gulch RD S  
 Soquel CA 95073-2026

**DISTRIBUTOR**
**Business Name:** Brodeo, Inc.  
**License Number:** C12-0000356-LIC  
**Address:** 2720 Rodeo Gulch RD S  
 Soquel CA 95073-2026

**SAMPLE DETAIL**
**Batch Number:** RDO1-Jack  
**Sample ID:** 260102V001  
**Source Metric UID:**  
 1A406030002E4A1000087902  
 1A406030002E4A1000107895

**Date Collected:** 01/02/2026  
**Date Received:** 01/03/2026  
**Batch Size:** 2270.0 grams  
**Sample Size:** 15.0 grams  
**Unit Mass:**  
**Serving Size:**


Scan QR code to verify authenticity of results.

**Sampling Method:** QSP 1265 - Sampling of Cannabis and Product Batches

**CANNABINOID ANALYSIS - SUMMARY**

CALCULATED USING DRY-WEIGHT

**Sum of Cannabinoids: 29.3209%**
**Total Cannabinoids: 25.7761%**
**Total THC: 23.6543%**
**Total CBD: 0.0775%**

$$\begin{aligned} \text{Sum of Cannabinoids} &= \Delta^9\text{-THC} + \text{THCa} + \text{CBD} + \text{CBDa} + \text{CBG} + \text{CBGa} + \text{THCV} + \text{THCVa} + \text{CBC} + \text{CBCa} + \text{CBDV} + \text{CBDVa} + \Delta^8\text{-THC} + \text{CBL} + \text{CBN} \\ \text{Total Cannabinoids} &= (\Delta^9\text{-THC} + 0.877 \cdot \text{THCa} + \Delta^8\text{-THC}) + (\text{CBD} + 0.877 \cdot \text{CBDa}) + (\text{CBG} + 0.877 \cdot \text{CBGa}) + (\text{THCV} + 0.877 \cdot \text{THCVa}) + (\text{CBC} + 0.877 \cdot \text{CBCa}) + (\text{CBDV} + 0.877 \cdot \text{CBDVa}) + \text{CBL} + \text{CBN} \\ \text{Total THC/CBD} &\text{ is calculated using the following formulas to take into account the loss of a carboxyl group during the decarboxylation step:} \\ \text{Total THC} &= \Delta^9\text{-THC} + (\text{THCa} \cdot 0.877) + \Delta^8\text{-THC} \\ \text{Total CBD} &= \text{CBD} + (\text{CBDa} \cdot 0.877) \end{aligned}$$
**Moisture: 13.2%**
**TERPENOID ANALYSIS - SUMMARY**

39 TESTED, TOP 3 HIGHLIGHTED

**Total Terpenoids: 1.7206%**
● Terpinolene 7.363 mg/g    ●  $\beta$ -Caryophyllene 2.036 mg/g    ●  $\beta$ -Ocimene 1.489 mg/g


**SAFETY ANALYSIS - SUMMARY**
**Pesticides:** ✔ PASS
**Mycotoxins:** ✔ PASS
**Heavy Metals:** ✔ PASS
**Microbiology:** ✔ PASS
**Foreign Material:** ✔ PASS
**Water Activity:** ✔ PASS

These results relate only to the sample included on this report. This report shall not be reproduced, except in full, without written approval of the laboratory.

**Sample Certification:** California Code of Regulations Title 4 Division 19. Department of Cannabis Control Business and Professions Code. Reference: Sections 26100, 26104 and 26110, Business and Professions Code.

**Decision Rule:** Statements of conformity (e.g. Pass/Fail) to specifications are made in this report without taking measurement uncertainty into account. Where statements of conformity are made in this report, the following decision rules are applied: PASS - Results within limits/specifications, FAIL - Results exceed limits/specifications.

**References:** limit of detection (LOD), limit of quantification (LOQ), not detected (ND), not tested (NT),  $\mu\text{g/g}$  = ppm,  $\mu\text{g/kg}$  = ppb

  
 All LQC samples were performed and met the prescribed acceptance criteria in 4 CCR section 15730, as attested by:  
 Carmen Stackhouse  
 Job Title: Senior Laboratory Analyst  
 Date: 01/05/2026  
 Approved by: Josh Wurzer  
 Chief Compliance Officer  
 Date: 01/05/2026



### CANNABINOID TEST RESULTS - 01/05/2026

Tested by high-performance liquid chromatography with diode-array detection (HPLC-DAD). Calculated using Dry-Weight. **Method:** QSP 43123 - Analysis of Cannabinoids by HPLC-DAD

**TOTAL CANNABINOIDS: 25.7761%**

Total Cannabinoids (Total THC) + (Total CBD) + (Total CBG) + (Total THCV) + (Total CBC) + (Total CBDV) + CBL + CBN

**TOTAL THC: 23.6543%**

Total THC ( $\Delta^9$ -THC+0.877\*THCa+ $\Delta^8$ -THC)

**TOTAL CBD: 0.0775%**

Total CBD (CBD+0.877\*CBDA)

**TOTAL CBG: 1.6553%**

Total CBG (CBG+0.877\*CBGa)

**TOTAL THCV: 0.1536%**

Total THCV (THCV+0.877\*THCVa)

**TOTAL CBC: 0.2355%**

Total CBC (CBC+0.877\*CBCa)

**TOTAL CBDV: ND**

Total CBDV (CBDV+0.877\*CBDVa)

COMPOUND	LOD/LOQ (mg/g)	MEASUREMENT UNCERTAINTY (mg/g)	RESULT (mg/g)	RESULT (%)
THCa	0.062 / 0.250	±4.9217	266.038	26.6038
CBGa	0.040 / 0.250	±0.4730	16.833	1.6833
$\Delta^9$ -THC	0.047 / 0.250	±0.0607	3.228	0.3228
CBCa	0.199 / 0.500	±0.1066	2.685	0.2685
CBG	0.037 / 0.250	±0.0233	1.790	0.1790
THCVa	0.040 / 0.250	±0.0158	1.751	0.1751
CBDA	0.031 / 0.250	±0.0161	0.884	0.0884
$\Delta^8$ -THC	0.075 / 0.250	N/A	ND	ND
THCV	0.052 / 0.250	N/A	ND	ND
CBD	0.062 / 0.250	N/A	ND	ND
CBDV	0.044 / 0.250	N/A	ND	ND
CBDVa	0.017 / 0.250	N/A	ND	ND
CBL	0.126 / 0.382	N/A	ND	ND
CBN	0.033 / 0.250	N/A	ND	ND
CBC	0.072 / 0.250	N/A	ND	ND
<b>SUM OF CANNABINOIDS</b>			293.209 mg/g	29.3209%

**MOISTURE TEST RESULT**

**13.2%**

Tested 01/04/2026  
Method: QSP 1224 - Loss on Drying (Moisture)

### TERPENOID TEST RESULTS - 01/05/2026

Terpene analysis utilizing gas chromatography-flame ionization detection (GC-FID). **Method:** QSP 1192 - Analysis of Terpenoids by GC-FID

COMPOUND	LOD/LOQ (mg/g)	MEASUREMENT UNCERTAINTY (mg/g)	RESULT (mg/g)	RESULT (%)
Terpinolene	0.008 / 0.036	±0.1112	7.363	0.7363
$\beta$ -Caryophyllene	0.004 / 0.013	±0.1095	2.036	0.2036
$\beta$ -Ocimene	0.005 / 0.025	±0.0585	1.489	0.1489
Myrcene	0.007 / 0.025	±0.0424	1.199	0.1199
Limonene	0.005 / 0.016	±0.0268	0.822	0.0822
$\alpha$ -Humulene	0.009 / 0.180	±0.0410	0.762	0.0762

### TERPENOID TEST RESULTS - 01/05/2026 continued

COMPOUND	LOD/LOQ (mg/g)	MEASUREMENT UNCERTAINTY (mg/g)	RESULT (mg/g)	RESULT (%)
$\beta$ -Pinene	0.004 / 0.015	±0.0240	0.742	0.0742
Terpineol	0.008 / 0.025	±0.0307	0.502	0.0502
$\alpha$ -Pinene	0.005 / 0.036	±0.0154	0.429	0.0429
trans- $\beta$ -Farnesene	0.008 / 0.028	±0.0240	0.421	0.0421
$\alpha$ -Phellandrene	0.006 / 0.036	±0.0069	0.305	0.0305
$\Delta^3$ -Carene	0.005 / 0.018	±0.0084	0.299	0.0299
Linalool	0.009 / 0.036	±0.0070	0.179	0.0179
$\gamma$ -Terpinene	0.005 / 0.018	±0.0037	0.155	0.0155
$\alpha$ -Terpinene	0.006 / 0.019	±0.0032	0.151	0.0151
Nerolidol	0.006 / 0.021	±0.0059	0.075	0.0075
Sabinene	0.004 / 0.014	±0.0020	0.064	0.0064
$\alpha$ -Bisabolol	0.008 / 0.026	±0.0023	0.054	0.0054
Sabinene Hydrate	0.007 / 0.036	±0.0016	0.043	0.0043
Fenchol	0.009 / 0.036	±0.0015	0.040	0.0040
Eucalyptol	0.005 / 0.018	±0.0015	0.037	0.0037
p-Cymene	0.005 / 0.015	±0.0008	0.023	0.0023
Camphene	0.004 / 0.014	±0.0005	0.016	0.0016
Caryophyllene Oxide	0.011 / 0.038	N/A	<LOQ	<LOQ
Geraniol	0.002 / 0.036	N/A	<LOQ	<LOQ
Nerol	0.003 / 0.036	N/A	<LOQ	<LOQ
Valencene	0.010 / 0.180	N/A	<LOQ	<LOQ
$\alpha$ -Cedrene	0.005 / 0.017	N/A	ND	ND
Borneol	0.004 / 0.014	N/A	ND	ND
Camphor	0.005 / 0.036	N/A	ND	ND
Cedrol	0.009 / 0.032	N/A	ND	ND
Citronellol	0.003 / 0.036	N/A	ND	ND
Fenchone	0.008 / 0.036	N/A	ND	ND
Geranyl Acetate	0.004 / 0.036	N/A	ND	ND
Guaiol	0.011 / 0.035	N/A	ND	ND
Isoborneol	0.003 / 0.011	N/A	ND	ND
Isopulegol	0.004 / 0.036	N/A	ND	ND
Menthol	0.008 / 0.025	N/A	ND	ND
Pulegone	0.003 / 0.010	N/A	ND	ND
<b>TOTAL TERPENOIDS</b>			17.206 mg/g	1.7206%



### CATEGORY 1 PESTICIDE TEST RESULTS - 01/05/2026 ✔ PASS

Pesticide and plant growth regulator analysis utilizing high-performance liquid chromatography-mass spectrometry (HPLC-MS) or gas chromatography-mass spectrometry (GC-MS). \*GC-MS utilized where indicated. **Method:** QSP 1212 - Analysis of Pesticides and Mycotoxins by LC-MS or QSP 1213 - Analysis of Pesticides by GC-MS

COMPOUND	LOD/LOQ (µg/g)	ACTION LIMIT (µg/g)	MEASUREMENT UNCERTAINTY (µg/g)	RESULT (µg/g)	RESULT
Aldicarb	0.03 / 0.08	≥ LOD	N/A	ND	PASS
Carbofuran	0.02 / 0.05	≥ LOD	N/A	ND	PASS
Chlordane*	0.03 / 0.08	≥ LOD	N/A	ND	PASS
Chlorfenapyr*	0.03 / 0.10	≥ LOD	N/A	ND	PASS
Chlorpyrifos	0.02 / 0.06	≥ LOD	N/A	ND	PASS
Coumaphos	0.02 / 0.07	≥ LOD	N/A	ND	PASS
Daminozide	0.02 / 0.07	≥ LOD	N/A	ND	PASS
Dichlorvos (DDVP)	0.03 / 0.09	≥ LOD	N/A	ND	PASS
Dimethoate	0.03 / 0.08	≥ LOD	N/A	ND	PASS
Ethoprophos	0.03 / 0.10	≥ LOD	N/A	ND	PASS
Etofenprox	0.02 / 0.06	≥ LOD	N/A	ND	PASS
Fenoxycarb	0.03 / 0.08	≥ LOD	N/A	ND	PASS
Fipronil	0.03 / 0.08	≥ LOD	N/A	ND	PASS
Imazalil	0.02 / 0.06	≥ LOD	N/A	ND	PASS
Methiocarb	0.02 / 0.07	≥ LOD	N/A	ND	PASS
Mevinphos	0.03 / 0.09	≥ LOD	N/A	ND	PASS
Paclobutrazol	0.02 / 0.05	≥ LOD	N/A	ND	PASS
Parathion-methyl	0.03 / 0.10	≥ LOD	N/A	ND	PASS
Propoxur	0.03 / 0.09	≥ LOD	N/A	ND	PASS
Spiroxamine	0.03 / 0.08	≥ LOD	N/A	ND	PASS
Thiacloprid	0.03 / 0.10	≥ LOD	N/A	ND	PASS

### CATEGORY 2 PESTICIDE TEST RESULTS - 01/05/2026 *continued*

COMPOUND	LOD/LOQ (µg/g)	ACTION LIMIT (µg/g)	MEASUREMENT UNCERTAINTY (µg/g)	RESULT (µg/g)	RESULT
Cyfluthrin	0.12 / 0.38	2	N/A	ND	PASS
Cypermethrin	0.11 / 0.32	1	N/A	ND	PASS
Diazinon	0.02 / 0.05	0.1	N/A	ND	PASS
Dimethomorph	0.03 / 0.09	2	N/A	ND	PASS
Etoazole	0.02 / 0.06	0.1	N/A	ND	PASS
Fenhexamid	0.03 / 0.09	0.1	N/A	ND	PASS
Fenpyroximate	0.02 / 0.06	0.1	N/A	ND	PASS
Flonicamid	0.03 / 0.10	0.1	N/A	ND	PASS
Fludioxonil	0.03 / 0.10	0.1	N/A	ND	PASS
Hexythiazox	0.02 / 0.07	0.1	N/A	ND	PASS
Imidacloprid	0.04 / 0.11	5	N/A	ND	PASS
Kresoxim-methyl	0.02 / 0.07	0.1	N/A	ND	PASS
Malathion	0.03 / 0.09	0.5	N/A	ND	PASS
Metalaxyl	0.02 / 0.07	2	N/A	ND	PASS
Methomyl	0.03 / 0.10	1	N/A	ND	PASS
Myclobutanil	0.03 / 0.09	0.1	N/A	ND	PASS
Naled	0.02 / 0.07	0.1	N/A	ND	PASS
Oxamyl	0.04 / 0.11	0.5	N/A	ND	PASS
Pentachloronitrobenzene (Quintozene)*	0.03 / 0.09	0.1	N/A	ND	PASS
Permethrin	0.04 / 0.12	0.5	N/A	ND	PASS
Phosmet	0.03 / 0.10	0.1	N/A	ND	PASS
Piperonyl Butoxide	0.02 / 0.07	3	N/A	ND	PASS
Prallethrin	0.03 / 0.08	0.1	N/A	ND	PASS
Propiconazole	0.02 / 0.07	0.1	N/A	ND	PASS
Pyrethrins	0.04 / 0.12	0.5	N/A	ND	PASS
Pyridaben	0.02 / 0.07	0.1	N/A	ND	PASS
Spinetoram	0.02 / 0.07	0.1	N/A	ND	PASS
Spinosad	0.02 / 0.07	0.1	N/A	ND	PASS
Spiromesifen	0.02 / 0.05	0.1	N/A	ND	PASS
Spirotetramat	0.02 / 0.06	0.1	N/A	ND	PASS
Tebuconazole	0.02 / 0.07	0.1	N/A	ND	PASS
Thiamethoxam	0.03 / 0.10	5	N/A	ND	PASS
Trifloxystrobin	0.03 / 0.08	0.1	N/A	ND	PASS

### CATEGORY 2 PESTICIDE TEST RESULTS - 01/05/2026 ✔ PASS

COMPOUND	LOD/LOQ (µg/g)	ACTION LIMIT (µg/g)	MEASUREMENT UNCERTAINTY (µg/g)	RESULT (µg/g)	RESULT
Abamectin	0.03 / 0.10	0.1	N/A	ND	PASS
Acephate	0.02 / 0.07	0.1	N/A	ND	PASS
Acequinocyl	0.02 / 0.07	0.1	N/A	ND	PASS
Acetamiprid	0.02 / 0.05	0.1	N/A	ND	PASS
Azoxystrobin	0.02 / 0.07	0.1	N/A	ND	PASS
Bifenazate	0.01 / 0.04	0.1	N/A	ND	PASS
Bifenthrin	0.02 / 0.05	3	N/A	ND	PASS
Boscalid	0.03 / 0.09	0.1	N/A	ND	PASS
Captan	0.19 / 0.57	0.7	N/A	ND	PASS
Carbaryl	0.02 / 0.06	0.5	N/A	ND	PASS
Chlorantraniliprole	0.04 / 0.12	10	N/A	ND	PASS
Clofentezine	0.03 / 0.09	0.1	N/A	ND	PASS



### MYCOTOXIN TEST RESULTS - 01/05/2026 ✔ PASS

Mycotoxin analysis utilizing high-performance liquid chromatography-mass spectrometry (HPLC-MS). **Method:** QSP 1212 - Analysis of Pesticides and Mycotoxins by LC-MS

COMPOUND	LOD/LOQ (µg/kg)	ACTION LIMIT (µg/kg)	MEASUREMENT UNCERTAINTY (µg/kg)	RESULT (µg/kg)	RESULT
Aflatoxin B1	2.0 / 6.0		N/A	ND	
Aflatoxin B2	1.8 / 5.6		N/A	ND	
Aflatoxin G1	1.0 / 3.1		N/A	ND	
Aflatoxin G2	1.2 / 3.5		N/A	ND	
Ochratoxin A	6.3 / 19.2	20	N/A	ND	PASS
Total Aflatoxin		20		ND	PASS

### HEAVY METALS TEST RESULTS - 01/04/2026 ✔ PASS

Heavy metal analysis utilizing inductively coupled plasma-mass spectrometry (ICP-MS). **Method:** QSP 1160 - Analysis of Heavy Metals by ICP-MS

COMPOUND	LOD/LOQ (µg/g)	ACTION LIMIT (µg/g)	MEASUREMENT UNCERTAINTY (µg/g)	RESULT (µg/g)	RESULT
Arsenic	0.02 / 0.1	0.2	N/A	ND	PASS
Cadmium	0.02 / 0.05	0.2	N/A	ND	PASS
Lead	0.04 / 0.1	0.5	N/A	ND	PASS
Mercury	0.002 / 0.01	0.1	N/A	<LOQ	PASS

### MICROBIOLOGY TEST RESULTS - 01/04/2026 ✔ PASS

Analysis conducted by polymerase chain reaction (PCR) and fluorescence detection of microbiological contaminants. **Method:** QSP 61517 - Analysis of Microbiological Contaminants

COMPOUND	ACTION LIMIT	RESULT	RESULT
<i>Aspergillus flavus</i>	Not Detected in 1g	ND	PASS
<i>Aspergillus fumigatus</i>	Not Detected in 1g	ND	PASS
<i>Aspergillus niger</i>	Not Detected in 1g	ND	PASS
<i>Aspergillus terreus</i>	Not Detected in 1g	ND	PASS
<i>Salmonella</i> spp.	Not Detected in 1g	ND	PASS
Shiga toxin-producing <i>Escherichia coli</i>	Not Detected in 1g	ND	PASS

### FOREIGN MATERIAL TEST RESULTS - 01/03/2026 ✔ PASS


Visual analysis includes, but is not limited to, sand, soil, cinders, dirt, mold, hair, insect fragments, and mammalian excreta. **Method:** QSP 1226 - Analysis of Foreign Material in Cannabis and Cannabis Products

COMPOUND	ACTION LIMIT	RESULT	RESULT
Hair Count	> 1 per 3 grams	0.0	PASS
Insect Fragment Count	> 1 per 3 grams	0.0	PASS
Mammalian Excreta Count	> 1 per 3 grams	0.0	PASS
Total Sample Area Covered by an Imbedded Foreign Material	>25%	None	PASS
Total Sample Area Covered by Mold	>25%	None	PASS
Total Sample Area Covered by Sand, Soil, Cinders, or Dirt	>25%	None	PASS


### WATER ACTIVITY TEST RESULTS - 01/04/2026 ✔ PASS

**Method:** QSP 1227 - Analysis of Water Activity in Cannabis and Cannabis Products

COMPOUND	LOD/LOQ (Aw)	ACTION LIMIT (Aw)	MEASUREMENT UNCERTAINTY (Aw)	RESULT (Aw)	RESULT
Water Activity	0.030 / 0.15	0.65	±0.004	0.57	PASS

**SAMPLE DETAILS**OVERALL BATCH RESULT:  **PASS****SAMPLE NAME:** The Original Jack Herer

Flower, Inhalable

**CULTIVATOR / MANUFACTURER****Business Name:****License Number:****Address:****DISTRIBUTOR / TESTED FOR****Business Name:** Brodeo, Inc.**License Number:** C12-0000356-LIC**Address:** 2720 Rodeo Gulch RD S  
Soquel CA 95073-2026**SAMPLE DETAIL****Batch Number:****Sample ID:** 260105N022**Source Metr UID:****Date Collected:** 01/05/2026**Date Received:** 01/06/2026**Batch Size:****Sample Size:****Unit Mass:****Serving Size:**Scan QR code to verify  
authenticity of results.**SAFETY ANALYSIS - SUMMARY****Pesticides:**  **PASS**

For quality assurance purposes. Not a Regulatory Compliance Testing Certificate. These results relate only to the sample included on this report. This report shall not be reproduced, except in full, without written approval of the laboratory.

**Sample Certification:** California Code of Regulations Title 4 Division 19. Department of Cannabis Control Business and Professions Code. Reference: Sections 26100, 26104 and 26110, Business and Professions Code.

**Decision Rule:** Statements of conformity (e.g. Pass/Fail) to specifications are made in this report without taking measurement uncertainty into account. Where statements of conformity are made in this report, the following decision rules are applied: PASS - Results within limits/specifications, FAIL - Results exceed limits/specifications.

**References:** limit of detection (LOD), limit of quantification (LOQ), not detected (ND), not tested (NT),  $\mu\text{g/g}$  = ppm,  $\mu\text{g/kg}$  = ppb

LQC verified by: Michael Pham  
Job Title: Senior Laboratory Analyst  
Date: 01/08/2026Approved by: Josh Wurzer  
Chief Compliance Officer  
Date: 01/08/2026



### PESTICIDE TEST RESULTS - 01/08/2026 ✔ PASS

Pesticide and plant growth regulator analysis utilizing high-performance liquid chromatography-mass spectrometry (HPLC-MS) or gas chromatography-mass spectrometry (GC-MS). \*GC-MS utilized where indicated. †Analytes not part of our ISO/IEC 17025 scope of accreditation. **Method:** QSP 1212 - Analysis of Pesticides and Mycotoxins by LC-MS or QSP 1213 - Analysis of Pesticides by GC-MS

COMPOUND	LOD/LOQ (µg/g)	ACTION LIMIT (µg/g)	MEASUREMENT UNCERTAINTY (µg/g)	RESULT (µg/g)	RESULT
3,4-Dichloroaniline*†	0.008 / 0.027	0.25	N/A	ND	PASS
Abamectin	0.032 / 0.097	0.1	N/A	ND	PASS
Acephate	0.013 / 0.042	0.1	N/A	ND	PASS
Acequinocyl	0.009 / 0.027	0.1	N/A	ND	PASS
Acetamiprid	0.016 / 0.049	0.1	N/A	ND	PASS
Acetochlor*†	0.010 / 0.031	0.5	N/A	ND	PASS
Alachlor*†	0.029 / 0.093	0.25	N/A	ND	PASS
Aldicarb	0.008 / 0.026	0.03	N/A	ND	PASS
Allethrin	0.179 / 0.571		N/A	ND	
Ametryn†	0.008 / 0.026	0.5	N/A	ND	PASS
Aminocarb†	0.01 / 0.033	0.25	N/A	ND	PASS
Anthraquinone*†	0.007 / 0.022	0.25	N/A	ND	PASS
Atrazine	0.011 / 0.034		N/A	ND	
Azadirachtin	0.106 / 0.338	3	N/A	ND	PASS
Azoxystrobin	0.012 / 0.039	0.1	N/A	ND	PASS
Benzovindiflupyr	0.033 / 0.105		N/A	ND	
Bifenazate	0.017 / 0.055	0.1	N/A	ND	PASS
Bifenthrin	0.03 / 0.097	3	N/A	ND	PASS
Biphenyl*†	0.009 / 0.027	0.25	N/A	ND	PASS
Boscalid	0.017 / 0.056	0.1	N/A	ND	PASS
Buprofezin	0.013 / 0.042	0.5	N/A	ND	PASS
Captan*	0.045 / 0.135	0.7	N/A	ND	PASS
Carbaryl	0.011 / 0.036	0.5	N/A	ND	PASS
Carbendazim†	0.009 / 0.029	0.5	N/A	ND	PASS
Carbofuran	0.009 / 0.029	0.03	N/A	ND	PASS
Chlorantraniliprole	0.04 / 0.126	10	N/A	ND	PASS
Chlordane*	0.013 / 0.042	0.03	N/A	ND	PASS
Chlorfenapyr*	0.005 / 0.015	0.03	N/A	ND	PASS
Chlormequat chloride	0.022 / 0.066		N/A	ND	
Chlorpyrifos	0.007 / 0.023	0.03	N/A	ND	PASS
Chlorthal-dimethyl*†	0.010 / 0.033	0.5	N/A	ND	PASS
Clofentezine	0.016 / 0.052	0.1	N/A	ND	PASS
Clothianidin	0.017 / 0.055	0.25	N/A	ND	PASS
Coumaphos	0.009 / 0.028	0.03	N/A	ND	PASS
Cyantraniliprole	0.017 / 0.054	0.5	N/A	ND	PASS
Cycloate†	0.016 / 0.05	0.5	N/A	ND	PASS

### PESTICIDE TEST RESULTS - 01/08/2026 *continued*

COMPOUND	LOD/LOQ (µg/g)	ACTION LIMIT (µg/g)	MEASUREMENT UNCERTAINTY (µg/g)	RESULT (µg/g)	RESULT
Cyfluthrin	0.076 / 0.241	2	N/A	ND	PASS
Cypermethrin	0.051 / 0.153	1	N/A	ND	PASS
Cyprodinil	0.026 / 0.08	0.5	N/A	ND	PASS
Cyromazine†	0.007 / 0.024	0.5	N/A	ND	PASS
Daminozide	0.008 / 0.024	0.03	N/A	ND	PASS
Deltamethrin	0.059 / 0.18		N/A	ND	
Diazinon	0.018 / 0.056	0.1	N/A	ND	PASS
Dichlorvos (DDVP)	0.006 / 0.019	0.03	N/A	ND	PASS
Diclobutrazol†	0.017 / 0.054	0.5	N/A	ND	PASS
Diflubenzuron†	0.015 / 0.047	0.5	N/A	ND	PASS
Dimethoate	0.007 / 0.022	0.03	N/A	ND	PASS
Dimethomorph	0.014 / 0.044	2	N/A	ND	PASS
Dinotefuran	0.012 / 0.037	0.5	N/A	ND	PASS
Diphenylamine†	0.044 / 0.14	0.5	N/A	ND	PASS
Diuron	0.013 / 0.04	0.5	N/A	ND	PASS
Dodemorph	0.019 / 0.061		N/A	ND	
Endosulfan*†	0.061 / 0.194		N/A	ND	
Endosulfan sulfate*	0.027 / 0.087		N/A	ND	
Ethirimol†	0.011 / 0.034	0.5	N/A	ND	PASS
Ethoprophos	0.009 / 0.029	0.03	N/A	ND	PASS
Etofenprox	0.012 / 0.038	0.03	N/A	ND	PASS
Etoxazole	0.017 / 0.055	0.1	N/A	ND	PASS
Etridiazole*	0.015 / 0.048		N/A	ND	
Fenhexamid	0.011 / 0.034	0.1	N/A	ND	PASS
Fenoxycarb	0.003 / 0.01	0.03	N/A	ND	PASS
Fenpyroximate	0.021 / 0.066	0.1	N/A	ND	PASS
Fensulfothion	0.01 / 0.033	0.1	N/A	ND	PASS
Fenthion	0.017 / 0.054	0.1	N/A	ND	PASS
Fenvalerate*	0.018 / 0.057	0.25	N/A	ND	PASS
Fipronil	0.003 / 0.01	0.03	N/A	ND	PASS
Flonicamid	0.014 / 0.045	0.1	N/A	ND	PASS
Fludioxonil	0.003 / 0.01	0.1	N/A	ND	PASS
Fluopyram	0.017 / 0.053	0.5	N/A	ND	PASS
Flutriafol†	0.008 / 0.026	0.5	N/A	ND	PASS
Formetanate†	0.013 / 0.042	0.1	N/A	ND	PASS
Hexaconazole†	0.025 / 0.079	0.5	N/A	ND	PASS
Hexythiazox	0.007 / 0.024	0.1	N/A	ND	PASS
Hydramethylnon†	0.086 / 0.274	0.5	N/A	ND	PASS
Imazalil	0.009 / 0.029	0.03	N/A	ND	PASS
Imidacloprid	0.018 / 0.057	0.1	N/A	ND	PASS
Indoxacarb†	0.015 / 0.048	0.5	N/A	ND	PASS

Continued on next page



PESTICIDE TEST RESULTS - 01/08/2026 continued

COMPOUND	LOD/LOQ (µg/g)	ACTION LIMIT (µg/g)	MEASUREMENT UNCERTAINTY (µg/g)	RESULT (µg/g)	RESULT
Iprodione	0.077 / 0.233		N/A	ND	
Isoprocarb†	0.012 / 0.037		N/A	ND	
Kinoprene	0.734 / 2.337		N/A	ND	
Kresoxim-methyl	0.028 / 0.088	0.1	N/A	ND	PASS
λ-Cyhalothrin	0.147 / 0.468		N/A	ND	
Malathion	0.015 / 0.049	0.5	N/A	ND	PASS
Mandipropamid†	0.015 / 0.048	0.5	N/A	ND	PASS
Metaflumizone†	0.144 / 0.458	0.5	N/A	ND	PASS
Metalaxyl	0.014 / 0.044	2	N/A	ND	PASS
Methamidophos (Monitor)†	0.012 / 0.038		N/A	ND	
Methiocarb	0.007 / 0.023	0.03	N/A	ND	PASS
Methomyl	0.021 / 0.067	1	N/A	ND	PASS
Methoprene	0.073 / 0.233	0.5	N/A	ND	PASS
Methoxyfenozide†	0.02 / 0.063	0.5	N/A	ND	PASS
Metolachlor*†	0.008 / 0.025	0.25	N/A	ND	PASS
Mevinphos	0.009 / 0.03	0.03	N/A	ND	PASS
MGK-264	0.015 / 0.047	0.5	N/A	ND	PASS
Myclobutanil	0.016 / 0.05	0.1	N/A	ND	PASS
Naled	0.029 / 0.091	0.1	N/A	ND	PASS
Novaluron	0.009 / 0.028	0.5	N/A	ND	PASS
Nuarimol†	0.121 / 0.386	0.5	N/A	ND	PASS
o,p'-DDD*†	0.013 / 0.042	0.1	N/A	ND	PASS
o,p'-DDE*†	0.012 / 0.037	0.1	N/A	ND	PASS
o,p'-DDT*†	0.009 / 0.028	0.1	N/A	ND	PASS
o-Phenylphenol*†	0.010 / 0.032	0.25	N/A	ND	PASS
Oxamyl	0.017 / 0.051	0.5	N/A	ND	PASS
p,p'-DDD*†	0.012 / 0.038	0.1	N/A	ND	PASS
p,p'-DDE*†	0.008 / 0.027	0.1	N/A	ND	PASS
p,p'-DDT*†	0.010 / 0.031	0.1	N/A	ND	PASS
Paclobutrazol	0.007 / 0.024	0.03	N/A	ND	PASS
Parathion-methyl*	0.011 / 0.036	0.03	N/A	ND	PASS
Pendimethalin†	0.012 / 0.039	0.5	N/A	ND	PASS
Pentachloro-aniline*†	0.011 / 0.035	0.1	N/A	ND	PASS
Pentachloro-anisole*†	0.007 / 0.023	0.5	N/A	ND	PASS
Pentachloro-benzene*†	0.006 / 0.018	0.1	N/A	ND	PASS
Pentachloro-benzonitrile*†	0.012 / 0.039	0.5	N/A	ND	PASS
Pentachloronitro-benzene (Quintozene)*	0.012 / 0.039	0.05	N/A	ND	PASS
Permethrin	0.091 / 0.291	0.5	N/A	ND	PASS
Phenothrin	0.049 / 0.154	0.25	N/A	ND	PASS

PESTICIDE TEST RESULTS - 01/08/2026 continued


COMPOUND	LOD/LOQ (µg/g)	ACTION LIMIT (µg/g)	MEASUREMENT UNCERTAINTY (µg/g)	RESULT (µg/g)	RESULT
Phosmet	0.007 / 0.024	0.1	N/A	ND	PASS
Piperonyl Butoxide	0.013 / 0.041	3	N/A	ND	PASS
Pirimicarb	0.042 / 0.134		N/A	ND	
Prallethrin	0.026 / 0.082	0.1	N/A	ND	PASS
Prometryn†	0.013 / 0.04	0.5	N/A	ND	PASS
Propamocarb†	0.024 / 0.076	0.5	N/A	ND	PASS
Propargite†	0.019 / 0.061	0.5	N/A	ND	PASS
Propiconazole	0.027 / 0.08	0.1	N/A	ND	PASS
Propoxur	0.012 / 0.038	0.03	N/A	ND	PASS
Propyzamide†	0.019 / 0.061	0.5	N/A	ND	PASS
Pymetrozine†	0.014 / 0.043	0.5	N/A	ND	PASS
Pyraclostrobin	0.011 / 0.033	0.5	N/A	ND	PASS
Pyrethrins	0.016 / 0.05	0.5	N/A	ND	PASS
Pyridaben	0.03 / 0.096	0.1	N/A	ND	PASS
Pyrimethanil†	0.012 / 0.038	0.5	N/A	ND	PASS
Pyriproxyfen	0.013 / 0.041	0.5	N/A	ND	PASS
Quinoxifen†	0.018 / 0.059	0.5	N/A	ND	PASS
Resmethrin	0.013 / 0.039		N/A	ND	
Spinetoram	0.034 / 0.109	0.1	N/A	ND	PASS
Spinosad	0.016 / 0.052	0.1	N/A	ND	PASS
Spirodiclofen	0.101 / 0.322	0.5	N/A	ND	PASS
Spiromesifen	0.016 / 0.05	0.1	N/A	ND	PASS
Spirotetramat	0.014 / 0.045	0.1	N/A	ND	PASS
Spiroxamine	0.007 / 0.024	0.03	N/A	ND	PASS
Sulfoxaflor†	0.038 / 0.123	0.25	N/A	ND	PASS
tau-Fluvalinate†	0.016 / 0.050	0.5	N/A	ND	PASS
Tebuconazole	0.009 / 0.03	0.1	N/A	ND	PASS
Tebufenozide	0.032 / 0.102		N/A	ND	
Teflubenzuron	0.009 / 0.028		N/A	ND	
Terbutryn†	0.012 / 0.038	0.25	N/A	ND	PASS
Tetrachlorvinphos	0.016 / 0.05		N/A	ND	
Tetramethrin	0.21 / 0.064		N/A	ND	
Thiabendazole	0.011 / 0.035	0.25	N/A	ND	PASS
Thiacloprid	0.007 / 0.024	0.03	N/A	ND	PASS
Thiamethoxam	0.011 / 0.035	5	N/A	ND	PASS
Thiobencarb†	0.012 / 0.037	0.5	N/A	ND	PASS
Thiophanate-methyl	0.015 / 0.046		N/A	ND	
Tricyclazole†	0.011 / 0.035	0.5	N/A	ND	PASS
Trifloxystrobin	0.011 / 0.035	0.1	N/A	ND	PASS
Triflumizole†	0.018 / 0.057	0.5	N/A	ND	PASS

**GENERAL**

Cannabinoids: 29.32%

Terpenoids: 1.72%

Moisture: 13.2%



Scan this QR code for the complete test results from SC Labs

Class: TXX1G

Sample Type: Flower

Business Name: Brodeo, Inc.

License Number: C12-0000356-LIC

Sample ID: 260102V001

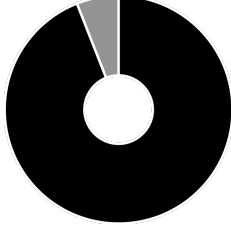
Date Collected: January 2nd, 2026

Date Issued: January 6th, 2026

**CANNABINOIDS**



■ THCA 15.8

■ CBGA 1.0





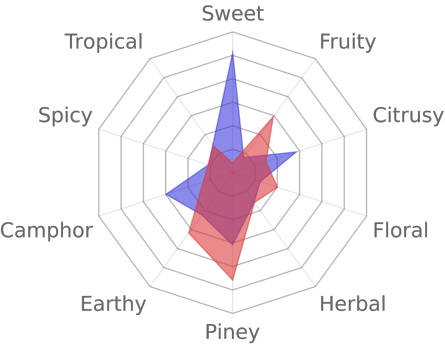
Ratio of top two cannabinoids

Cannabinoids	Weight %
THCA	26.6%
CBGA	1.7%
THC	0.3%
CBCA	0.3%
CBG	0.2%
THCVA	0.2%
CBDA	0.1%

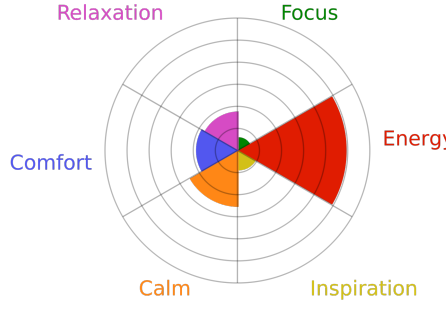
**AROMA & FLAVOR**



■ Aroma ■ Flavor

ENTOURAGE EFFECTS\*



\*May vary with individual, dose, and time after administration.

**PHYTOPRINT®**

- terpinolene 0.74%
- α-phellandrene 0.03%
- β-ocimene 0.15%
- carene 0.03%
- limonene 0.08%
- γ-terpinene 0.02%
- α-pinene 0.04%
- α-terpinene 0.01%
- β-pinene 0.07%
- fenchol 0.00%
- camphene 0.00%
- α-terpineol 0.05%
- α-humulene 0.08%
- β-caryophyllene 0.20%
- linalool 0.02%
- caryophyllene oxide 0.00%
- myrcene 0.12%